

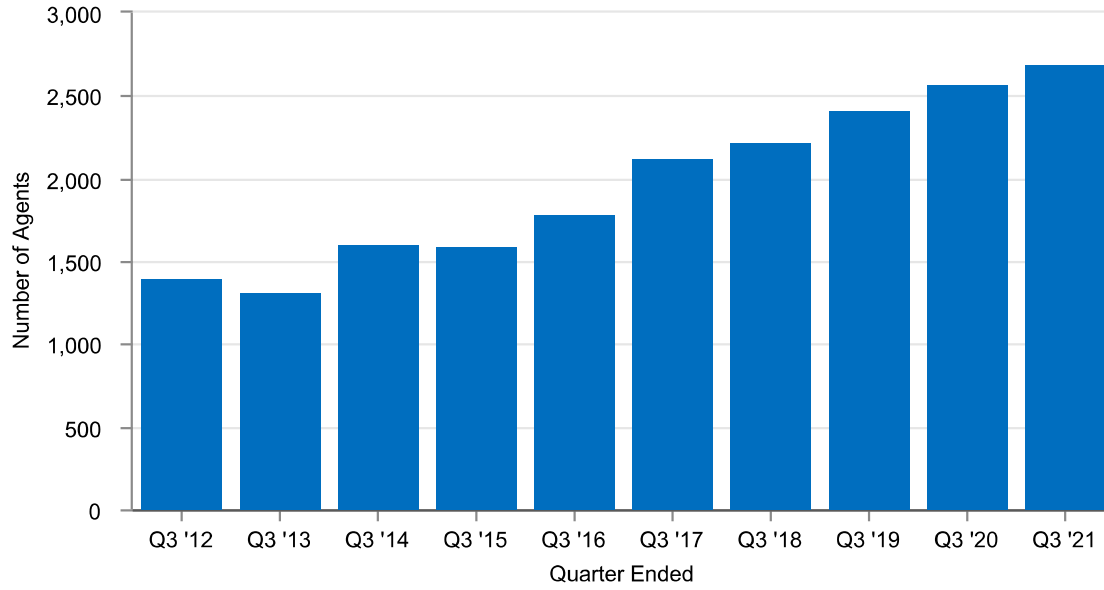
GLOBE LIFE INC.
Producing Exclusive Agent Counts
(Unaudited)

		Liberty National Division				American Income Life Division				Family Heritage Division			
		First year	Renewal year	Total	Quarter avg ⁽¹⁾	First year	Renewal year	Total	Quarter avg ⁽¹⁾	First year	Renewal year	Total	Quarter avg ⁽¹⁾
9	21	1,799	901	2,700	2,706	6,811	2,989	9,800	9,959	639	553	1,192	1,152
6	21	1,837	863	2,700	2,700	7,535	2,871	10,406	10,478	633	538	1,171	1,220
3	21	1,879	848	2,727	2,734	7,572	2,757	10,329	9,918	715	520	1,235	1,285
12	20	1,934	836	2,770	2,705	7,010	2,654	9,664	9,642	943	520	1,463	1,452
9	20	1,765	809	2,574	2,551	7,002	2,581	9,583	9,288	949	520	1,469	1,371
6	20	1,604	775	2,379	2,395	6,137	2,460	8,597	8,393	734	490	1,224	1,248
3	20	1,923	765	2,688	2,648	5,690	2,354	8,044	7,630	753	537	1,290	1,227
12	19	1,914	746	2,660	2,534	5,249	2,302	7,551	7,631	694	592	1,286	1,228
9	19	1,687	734	2,421	2,398	5,418	2,282	7,700	7,578	668	568	1,236	1,135
6	19	1,687	703	2,390	2,290	5,227	2,250	7,477	7,364	569	520	1,089	1,081
3	19	1,619	678	2,297	2,179	5,053	2,180	7,233	6,865	510	510	1,020	1,002
12	18	1,501	658	2,159	2,172	4,770	2,124	6,894	6,936	571	526	1,097	1,129
9	18	1,551	670	2,221	2,180	4,940	2,126	7,066	7,105	626	517	1,143	1,086
6	18	1,529	669	2,198	2,185	5,000	2,143	7,143	7,064	586	504	1,090	1,052
3	18	1,573	651	2,224	2,087	4,839	2,108	6,947	6,780	532	494	1,026	988
12	17	1,490	616	2,106	2,112	4,788	2,092	6,880	6,959	562	514	1,076	1,026
9	17	1,542	581	2,123	2,132	4,925	2,056	6,981	7,165	535	495	1,030	1,024
6	17	1,526	580	2,106	2,004	5,139	2,031	7,170	7,009	559	471	1,030	1,035
3	17	1,385	568	1,953	1,820	4,755	2,013	6,768	6,713	509	471	980	894
12	16	1,206	552	1,758	1,781	4,862	2,008	6,870	6,874	459	450	909	947

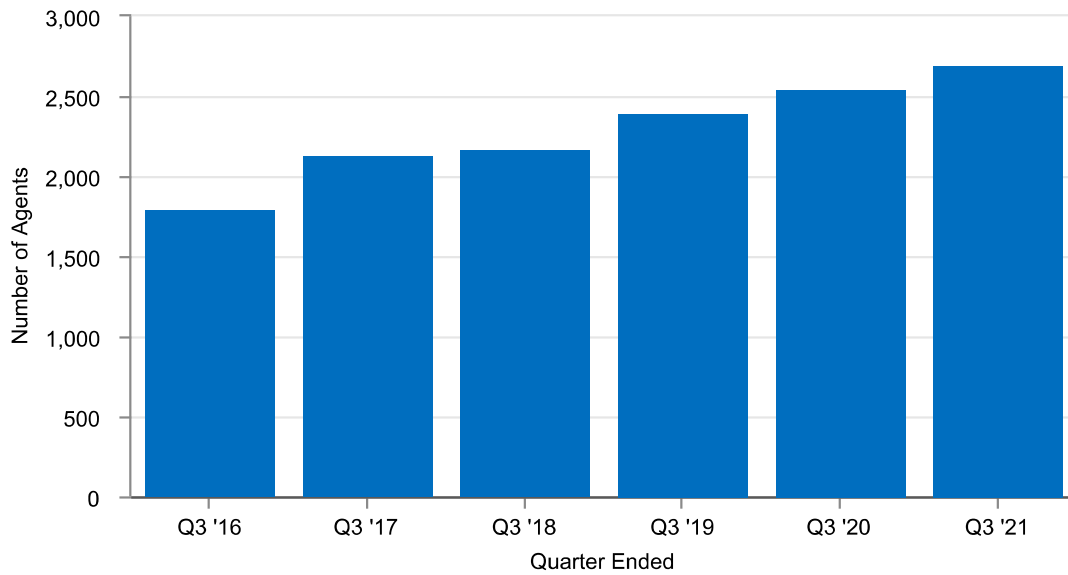
(1) The quarterly average producing agent count is based on the actual count at the end of each week during the period.

GLOBE LIFE INC.
Producing Exclusive Agent Counts
(Unaudited)

Liberty National Division
Total Agent Count

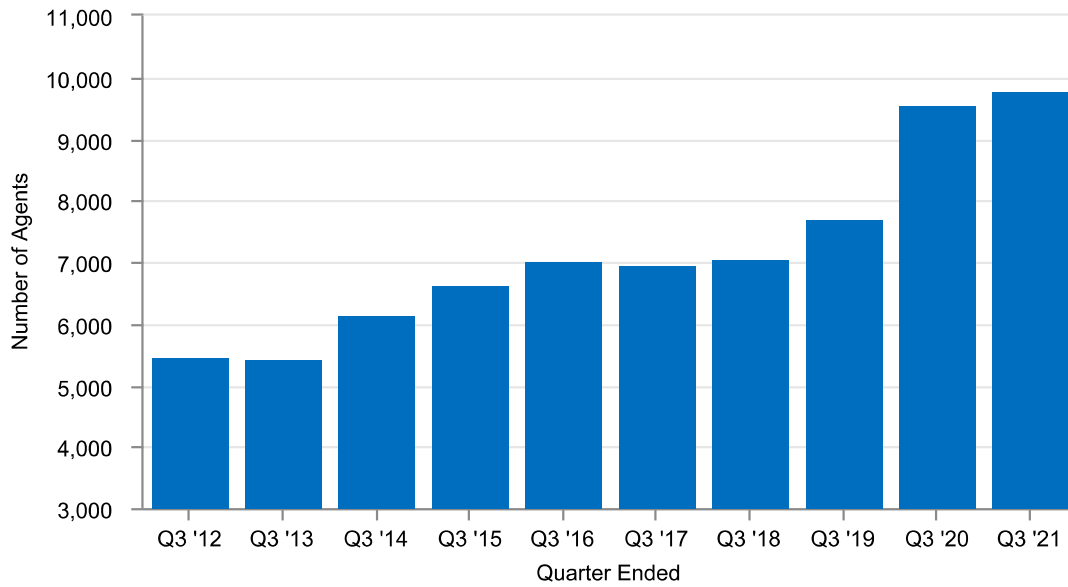


Liberty National Division
Quarterly Average Producing Agent Count

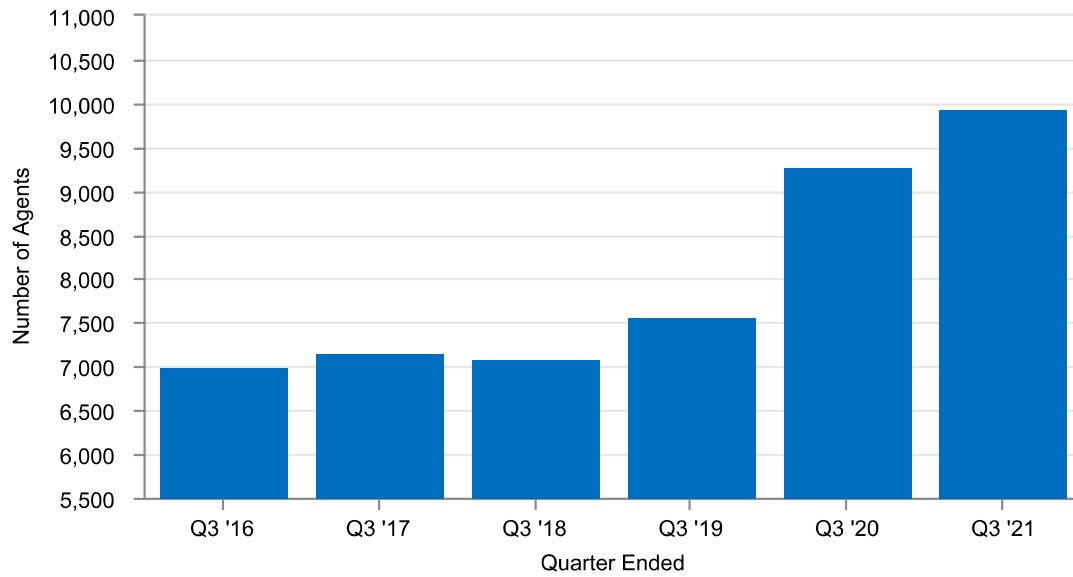


GLOBE LIFE INC.
Producing Exclusive Agent Counts
(Unaudited)

American Income Life Division
Total Agent Count

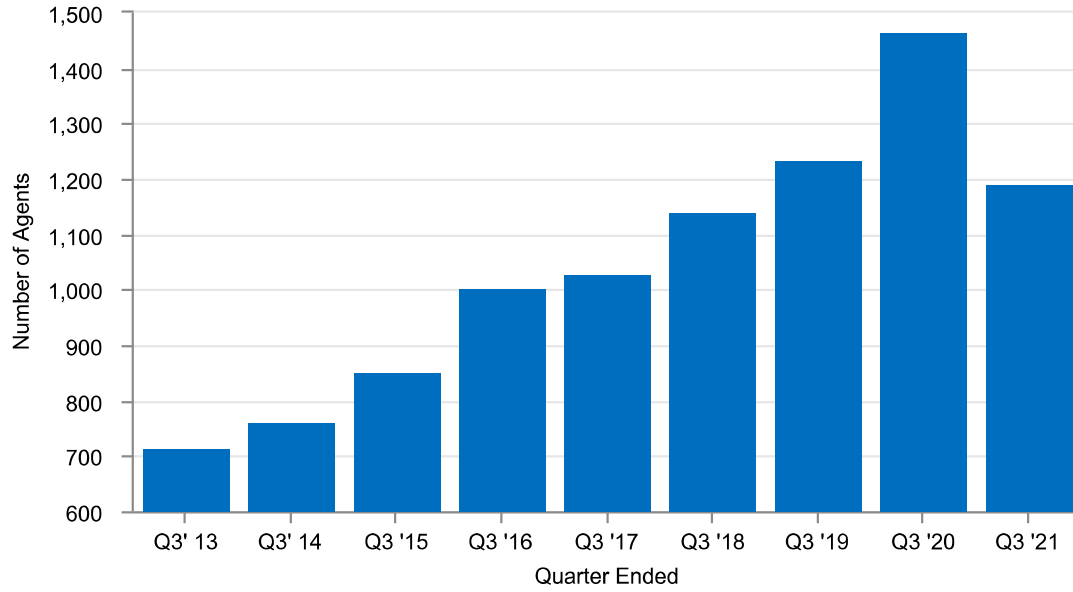


American Income Life Division
Quarterly Average Producing Agent Count



GLOBE LIFE INC.
Producing Exclusive Agent Counts
(Unaudited)

Family Heritage Division
Total Agent Count



Family Heritage Division
Quarterly Average Producing Agent

